

*Hong Kong Exchanges and Clearing Limited and The Stock Exchange of Hong Kong Limited take no responsibility for the contents of this announcement, make no representation as to its accuracy or completeness and expressly disclaim any liability whatsoever for any loss howsoever arising from or in reliance upon the whole or any part of the contents of this announcement.*



**ESPRIT HOLDINGS LIMITED**  
*(Incorporated in Bermuda with limited liability)*  
**STOCK CODE: 00330**

**INTERIM RESULTS ANNOUNCEMENT  
FOR THE SIX MONTHS ENDED 30 JUNE 2021**

**INTERIM RESULTS**

The board of directors (the “Board”) of Esprit Holdings Limited (the “Company”) announces the unaudited condensed consolidated interim financial information, along with selected explanatory notes, of the Company and its subsidiaries (the “Group” or “Esprit”) for the six months ended 30 June 2021 as follows:

## CONDENSED CONSOLIDATED INTERIM FINANCIAL INFORMATION

### Condensed Consolidated Statement of Profit or Loss

		<b>Unaudited for the six months ended 30 June 2021 HK\$ million</b>	Unaudited for the six months ended 30 June 2020 HK\$ million
	<i>Notes</i>		
<b>Revenue</b>	<i>2</i>	<b>3,872</b>	4,111
Cost of purchases		<u>(2,057)</u>	<u>(2,633)</u>
<b>Gross profit</b>		<b>1,815</b>	1,478
Staff costs		(539)	(742)
Occupancy costs		(143)	(156)
Logistics expenses		(276)	(280)
Marketing and advertizing expenses		(220)	(223)
Depreciation of property, plant and equipment		(69)	(188)
Depreciation of right-of-use assets		(243)	(447)
Impairment loss on property, plant and equipment		–	(216)
Write-back/(write-down) of inventories to net realizable value, net		<b>82</b>	(329)
Provision for impairment of trade debtors, net	<i>9</i>	(33)	(49)
Impairment loss on right-of-use assets		(16)	(908)
Impairment loss on trademarks		–	(397)
Impairment loss on goodwill		–	(19)
Other operating costs		<u>(194)</u>	<u>(643)</u>
<b>Operating profit/(loss) (EBIT/(LBIT))</b>	<i>3</i>	<b>164</b>	(3,119)
Interest income	<i>4</i>	<b>1</b>	9
Finance costs	<i>5</i>	<u>(27)</u>	<u>(49)</u>
<b>Profit/(loss) before taxation</b>		<b>138</b>	(3,159)
Income tax expense	<i>6</i>	<u>(17)</u>	<u>(502)</u>
<b>Profit/(loss) attributable to shareholders of the Company</b>		<u><b>121</b></u>	<u>(3,661)</u>
<b>Profit/(loss) per share</b>			
– Basic and diluted	<i>8</i>	<u><b>HK\$0.05</b></u>	<u>HK\$(1.79)</u>

## Condensed Consolidated Statement of Comprehensive Income

	<b>Unaudited for the six months ended 30 June 2021 HK\$ million</b>	Unaudited for the six months ended 30 June 2020 HK\$ million
<b>Profit/(loss) attributable to shareholders of the Company</b>	<u>121</u>	<u>(3,661)</u>
<b>Other comprehensive income</b>		
<b>Item that will not be reclassified to profit or loss:</b>		
Remeasurements of retirement defined benefit obligations, net of tax	–	3
<b>Item that may be reclassified subsequently to profit or loss:</b>		
Exchange translation	<u>(85)</u>	<u>83</u>
<b>Total comprehensive income for the period attributable to shareholders of the Company, net of tax</b>	<u><u>36</u></u>	<u><u>(3,575)</u></u>

## Condensed Consolidated Balance Sheet

		<b>Unaudited</b>	Audited
		<b>As at</b>	As at
		<b>30 June</b>	31 December
		<b>2021</b>	2020
	<i>Notes</i>	<b>HK\$ million</b>	HK\$ million
<b>Non-current assets</b>			
Intangible assets		1,826	1,878
Property, plant and equipment		424	509
Right-of-use assets		2,166	2,262
Financial assets at fair value through profit or loss		2	11
Debtors, deposits and prepayments		499	392
Deferred tax assets		36	51
		<u>4,953</u>	<u>5,103</u>
<b>Current assets</b>			
Inventories		1,249	1,303
Debtors, deposits and prepayments	9	1,599	1,627
Tax receivable		37	45
Cash, bank balances and deposits		2,631	2,271
		<u>5,516</u>	<u>5,246</u>
<b>TOTAL ASSETS</b>		<b><u>10,469</u></b>	<b><u>10,349</u></b>
<b>Current liabilities</b>			
Creditors and accrued charges	10	1,794	2,074
Lease liabilities		679	1,046
Provisions		143	246
Tax payable		249	257
		<u>2,865</u>	<u>3,623</u>
<b>Net current assets</b>		<u>2,651</u>	<u>1,623</u>
Total assets less current liabilities		<b><u>7,604</u></b>	<b><u>6,726</u></b>
<b>Equity</b>			
Share capital	11	283	189
Reserves		4,676	4,050
		<u>4,959</u>	<u>4,239</u>
<b>Non-current liabilities</b>			
Bank loans		8	9
Lease liabilities		2,178	2,010
Retirement defined benefit obligations		30	31
Deferred tax liabilities		429	437
		<u>2,645</u>	<u>2,487</u>
<b>TOTAL LIABILITIES</b>		<b><u>5,510</u></b>	<b><u>6,110</u></b>
<b>TOTAL EQUITY AND LIABILITIES</b>		<b><u>10,469</u></b>	<b><u>10,349</u></b>

## Notes to the Condensed Consolidated Interim Financial Information

### 1. BASIS OF PREPARATION

This unaudited condensed consolidated interim financial information (“interim financial information”) on pages 2 to 19 for the six months ended 30 June 2021 have been prepared in accordance with the International Accounting Standard (“IAS”) 34 “Interim Financial Reporting” issued by the International Accounting Standards Board and Appendix 16 of the Rules Governing the Listing of Securities on The Stock Exchange of Hong Kong Limited (the “Listing Rules”).

The interim financial information do not include all the information and disclosures required in the annual financial statements, and should be read in conjunction with the Group’s annual financial statements for the six months ended 31 December 2020. The reporting period end date of the Group was changed from 30 June to 31 December in order to align its financial year end date with that of other global fashion brands and companies and to symbolize a new beginning of the Company, subsequent to the termination of the Protective Shield Proceedings of its six major operating subsidiaries in Germany.

#### 1.1 Use of judgement and estimates

In preparing these interim financial information, the management has made judgements and estimates that affect the application of accounting policies and the reported amounts of assets and liabilities, income and expense.

The significant judgements made by the management in applying the Group’s accounting policies and the key sources of estimation uncertainty were the same as those described in the last annual financial statements.

#### 1.2 Going concern

The Group recorded a net profit attributable to shareholders of HK\$121 million, and a net cash outflow of HK\$278 million prior to the rights issue proceeds of HK\$689 million for the six months ended 30 June 2021. For the previous two six months periods for the six months ended 31 December 2020 and 30 June 2020, the Group recorded a net loss attributable to shareholders of HK\$414 million and HK\$3,661 million respectively and net cash outflow of HK\$131 million and HK\$422 million respectively due to the adverse impact caused by the COVID-19 pandemic (the “Pandemic”).

The Pandemic has brought significant estimation uncertainty over future performance in the Group’s business in particular given the speed of recovery is uncertain particularly with the emergence and rising infection caused by new variants of the virus and the impact to consumer behaviour in the short and longer term. The uncertainties especially in regard to potentially new variants of the COVID-19 virus and eventually resulting new lockdown scenarios or other isolation measures which could be imposed by governments in major markets where the Group operates. Strict lockdown measures (including those impacting retail stores) for extended periods may negatively affect the financial condition of the Group. These circumstances and uncertainties may cast a significant doubt over the Group’s ability to continue as a going concern.

## 1. BASIS OF PREPARATION (CONTINUED)

### 1.2 Going concern (continued)

In view of such circumstances and the uncertainties relating to the possible impact of the Pandemic, the Board has reviewed the Group's cash flow forecast prepared by management covering a period of twelve months from 30 June 2021 and have modelled a number of scenarios. The Directors are of the opinion that the Group will have sufficient working capital to meet its financial obligations as and when they fall due within the next twelve months from 30 June 2021, after taking into consideration of the following plans and measures:

- (i) the Group remains cautious and management is closely monitoring the latest developments of the Pandemic, including further potential lockdown measures. In such eventuality, the Group will reassess the impact of the Pandemic on the Group's operations and adjust its strategies for the Group's business accordingly in order to generate sufficient cash from its operations and to further preserve cash levels;
- (ii) the Group will continue with the strict monitoring of the cost base of the business and further drive cost optimization including active store portfolio management; and
- (iii) the Group will continue to work on its strategic plan ("Strategic Plan") to strengthen Esprit's brand identity worldwide and improve product offering and pricing to enhance the Group's profitability.

Notwithstanding the above, significant uncertainties exist as to whether the Group is able to achieve its plans and measures as described above. Whether the Group will be able to continue as a going concern would depend upon the following: (i) the Group's ability to successfully adjust its strategies for the business to mitigate the implications of further lockdown measures in the major markets that the Group operates in, in order to generate sufficient cash from its operations and to further preserve cash levels; (ii) the successful implementation of the Group's costs optimization and reduction measures and (iii) the successful implementation of Group's Strategic Plan.

Should the Group be unable to achieve the abovementioned plans and measures and operate as a going concern, adjustments would have to be made to reduce the carrying values of the Group's assets to their recoverable amounts, to provide for any further liabilities which might arise, and to reclassify non-current assets and liabilities as current assets and current liabilities, respectively. The effects of these adjustments have not been reflected in the condensed consolidated financial information.

### 1.3 Measurement of fair values

When measuring the fair value of an asset or a liability, the Group uses market observable data as far as possible. Fair values are categorised into different levels in a fair value hierarchy based on the inputs used in the valuation techniques as follows:

- Level 1 - quoted prices (unadjusted) in active markets for identical assets or liabilities.
- Level 2 - inputs other than quoted prices included within Level 1 that are observable for the asset or liability, either directly (i.e. as prices) or indirectly (i.e. derived from prices). Only market observable parameter.
- Level 3 - inputs for the asset or liability that are not based on observable market data (unobservable inputs).

If the inputs used to measure the fair value of an asset or a liability might be categorised in different levels of the fair value hierarchy, then the fair value measurement is categorised in its entirety in the same level of the fair value hierarchy as the lowest level input that is significant to the entire measurement.

## 1. BASIS OF PREPARATION (CONTINUED)

### 1.4 New and amended standards and interpretations adopted by the Group

In the current period, the Group has adopted the following IAS and International Financial Reporting Standards (“IFRS”) effective for the Group’s financial year beginning 1 January 2021:

<b>Adopted</b>	<b>Effective date</b>	<b>New standards or amendments</b>
IFRS 9, IAS 39, IFRS 7, IFRS4, IFRS16 (Amendments)	1 January 2021	Interest Rate Benchmark Reform (Phase2)
IFRS 4 (Amendments)	1 January 2021	Insurance Contracts deferral IFRS9

### 1.5 New standards and interpretations not yet adopted

<b>Not early adopted</b>	<b>Effective for accounting periods beginning on or after</b>	<b>New standards or amendments</b>
IFRS 16 (Amendments)	1 April 2021	COVID-19-Related Rent Concessions
IAS 37 (Amendments)	1 January 2022	Onerous Contracts – Cost of Fulfilling a Contract
Annual Improvements to IFRS Standards 2018-2020	1 January 2022	Annual Improvements
IAS 16 (Amendments)	1 January 2022	Property, Plant and Equipment: Proceeds before Intended Use
IFRS 3 (Amendments)	1 January 2022	Reference to the Conceptual Framework
IAS 1 (Amendments)	1 January 2023	Classification of Liabilities as Current or Non-current
IAS 1 (Amendments)	1 January 2023	Disclosure of Accounting Policies (Amendments to IAS 1 and IFRS Practice Statement 2)
IFRS 17 (Amendments)	1 January 2023	IFRS 17 Insurance Contracts and Amendments to IFRS 17 Insurance Contracts
IAS 8 (Amendments)	1 January 2023	Definition of Accounting Estimates
IAS 12 (Amendments)	1 January 2023	Deferred Tax related to Assets and Liabilities arises from a Single Transaction
IFRS 10, IAS 28 (Amendments)	A date to be determined by IASB	Sales or Contributions of Assets between an Investor and its Associate/Joint Venture

The accounting standards and interpretations above have been published but are not mandatory for the six months period ended 30 June 2021 and have not been early adopted by the Group. These standards are not expected to have a material impact on the Group in the current or future reporting periods and on foreseeable future transactions.

## 2. REVENUE AND SEGMENT INFORMATION

The Group is principally engaged in retail and wholesale distribution and licensing of quality fashion and non-apparel products designed under its own internationally-known Esprit brand name in Europe, Asia Pacific, America and via e-shop platforms.

	<b>Unaudited for the six months ended 30 June 2021 HK\$ million</b>	Unaudited for the six months ended 30 June 2020 HK\$ million
Revenue from external customers		
Europe	<b>1,859</b>	2,199
Asia Pacific	–	191
e-shop	<b>1,967</b>	1,678
Licensing and others	<b>46</b>	43
	<hr/>	<hr/>
Total	<b>3,872</b>	<b>4,111</b>
	<hr/> <hr/>	<hr/> <hr/>

Operating segments are reported in a manner consistent with the internal management reports provided to the chief operating decision-maker. The chief operating decision-maker who is responsible for assessing performance and allocating resources for the reporting segments has been identified as the Executive Directors of the Group. The Group has undergone transformation and reorganized their management and reporting. The operating segments Germany and Rest of Europe including America as reported previously have been aggregated to the segment Europe from 1 January 2021 onwards.



## 2. REVENUE AND SEGMENT INFORMATION (CONTINUED)

	Unaudited for the six months ended 30 June 2021				
	Europe HK\$ million	Asia Pacific HK\$ million	e-shop HK\$ million	Corporate services, sourcing, licensing and others HK\$ million	Group HK\$ million
<b>Total revenue</b>					
Retail	574	–	1,967	–	2,541
Wholesale	1,285	–	–	–	1,285
Licensing and others	–	–	–	1,700	1,700
	<u>1,859</u>	<u>–</u>	<u>1,967</u>	<u>1,700</u>	<u>5,526</u>
<b>Inter-segment revenue</b>	–	–	–	(1,654)	(1,654)
<b>Revenue from external customers</b>					
Retail	574	–	1,967	–	2,541
Wholesale	1,285	–	–	–	1,285
Licensing and others	–	–	–	46	46
	<u>1,859</u>	<u>–</u>	<u>1,967</u>	<u>46</u>	<u>3,872</u>
<b>Segment results</b>					
Retail	(215)	–	375	–	160
Wholesale	105	–	–	–	105
Licensing and others	–	–	–	(101)	(101)
	<u>(110)</u>	<u>–</u>	<u>375</u>	<u>(101)</u>	<u>164</u>
<b>(LBIT)/EBIT of the Group</b>					
Interest income					1
Finance costs					(27)
<b>Profit before taxation</b>					<u>138</u>

## 2. REVENUE AND SEGMENT INFORMATION (CONTINUED)

	Unaudited for the six months ended 30 June 2021				
	Europe	Asia Pacific	e-shop	Corporate services, sourcing, licensing and others	Group
	HK\$ million	HK\$ million	HK\$ million	HK\$ million	HK\$ million
Depreciation <sup>1</sup>					
Retail	200	–	38	–	238
Wholesale	12	–	–	–	12
Licensing and others	–	–	–	62	62
Total	<u>212</u>	<u>–</u>	<u>38</u>	<u>62</u>	<u>312</u>
Impairment loss <sup>2</sup>					
Retail	16	–	–	–	16
Total	<u>16</u>	<u>–</u>	<u>–</u>	<u>–</u>	<u>16</u>
Capital expenditure <sup>3</sup>					
Retail	2	–	11	–	13
Wholesale	1	–	–	–	1
Licensing and others	–	–	–	4	4
Total	<u>3</u>	<u>–</u>	<u>11</u>	<u>4</u>	<u>18</u>

- 1) Depreciation includes depreciation of property, plant and equipment and right-of-use assets.
- 2) Impairment loss includes impairment on right-of-use assets.
- 3) Capital expenditure includes property, plant and equipment and intangible assets.

## 2. REVENUE AND SEGMENT INFORMATION (CONTINUED)

	Unaudited for the six months ended 30 June 2020				
	Europe	Asia Pacific	e-shop	Corporate services, sourcing, licensing and others	Group
	HK\$ million	HK\$ million	HK\$ million	HK\$ million	HK\$ million
<b>Total revenue</b>					
Retail	953	167	1,678	–	2,798
Wholesale	1,246	24	–	–	1,270
Licensing and others	–	–	–	1,791	1,791
	<u>2,199</u>	<u>191</u>	<u>1,678</u>	<u>1,791</u>	<u>5,859</u>
<b>Inter-segment revenue</b>	–	–	–	(1,748)	(1,748)
<b>Revenue from external customers</b>					
Retail	953	167	1,678	–	2,798
Wholesale	1,246	24	–	–	1,270
Licensing and others	–	–	–	43	43
	<u>2,199</u>	<u>191</u>	<u>1,678</u>	<u>43</u>	<u>4,111</u>
<b>Segment results</b>					
Retail	(1,640)	76	30	(4)	(1,538)
Wholesale	29	10	–	(11)	28
Licensing and others	–	–	–	(1,609)	(1,609)
	<u>(1,611)</u>	<u>86</u>	<u>30</u>	<u>(1,624)</u>	<u>(3,119)</u>
<b>(LBIT)/EBIT of the Group</b>					
Interest income					9
Finance costs					(49)
<b>Loss before taxation</b>					<u>(3,159)</u>

## 2. REVENUE AND SEGMENT INFORMATION (CONTINUED)

	Unaudited for the six months ended 30 June 2020				
	Europe	Asia Pacific	e-shop	Corporate services, sourcing, licensing and others	Group
	HK\$ million	HK\$ million	HK\$ million	HK\$ million	HK\$ million
Depreciation <sup>1</sup>					
Retail	349	39	35	–	423
Wholesale	23	–	–	–	23
Licensing and others	–	–	–	189	189
Total	<u>372</u>	<u>39</u>	<u>35</u>	<u>189</u>	<u>635</u>
Impairment loss <sup>2</sup>					
Retail	1,096	–	2	–	1,098
Wholesale	3	–	–	–	3
Licensing and others	–	–	–	23	23
Total	<u>1,099</u>	<u>–</u>	<u>2</u>	<u>23</u>	<u>1,124</u>
Impairment loss on trademarks					
Licensing and others	–	–	–	397	397
Impairment loss on goodwill					
Licensing and others	–	–	–	19	19
Capital expenditure <sup>3</sup>					
Retail	14	–	26	–	40
Wholesale	1	–	–	–	1
Licensing and others	1	–	–	10	11
Total	<u>16</u>	<u>–</u>	<u>26</u>	<u>10</u>	<u>52</u>

- 1) Depreciation includes depreciation of property, plant and equipment and right-of-use assets.
- 2) Impairment loss includes impairments of property, plant and equipment and right-of-use assets.
- 3) Capital expenditure includes property, plant and equipment and intangible assets.

### 3. OPERATING PROFIT/(LOSS) (EBIT/(LBIT))

<b>Unaudited for the six months ended 30 June 2021 HK\$ million</b>	Unaudited for the six months ended 30 June 2020 HK\$ million
---	--

This is stated after charging and (crediting) the following:

Staff costs	539	742
Occupancy costs	143	156
Logistics expenses	276	280
Marketing and advertising expenses	220	223
Depreciation of property, plant and equipment	69	188
Depreciation of right-of-use assets	243	447
Impairment loss on property, plant and equipment	–	216
(Write-back)/ write-down of inventories to net realizable value, net	(82)	329
Provision for impairment of trade debtors, net	33	49
Impairment on right-of-use assets	16	908
Impairment loss on trademarks	–	397
Impairment loss on goodwill	–	19
(Write-back of)/addition provision for restructuring	(77)	146
Net exchange (gains)/losses	(87)	116
IT expenses	163	196
Legal and professional fees	70	111
Samples	22	17
Postage and distribution costs	16	20
Repair and maintenance costs	14	13
Insurance	11	19
Travelling expenses	10	16
Loss/(gain) on disposal of property, plant and equipment	5	(1)
	<b>539</b>	<b>742</b>

### 4. INTEREST INCOME

<b>Unaudited for the six months ended 30 June 2021 HK\$ million</b>	Unaudited for the six months ended 30 June 2020 HK\$ million
---	--

Interest from bank deposits	1	5
Imputed interest on finance lease receivables	–	1
Others	–	3
	<b>1</b>	<b>9</b>

## 5. FINANCE COSTS

	<b>Unaudited for the six months ended 30 June 2021 HK\$ million</b>	Unaudited for the six months ended 30 June 2020 HK\$ million
Interest on lease liabilities	24	44
Imputed interest on financial assets and financial liabilities	1	5
Others	2	–
	<hr/>	<hr/>
Total finance costs	<b>27</b>	<b>49</b>
	<hr/> <hr/>	<hr/> <hr/>

## 6. TAXATION

	<b>Unaudited for the six months ended 30 June 2021 HK\$ million</b>	Unaudited for the six months ended 30 June 2020 HK\$ million
<b>Current tax</b>		
Hong Kong profits tax		
Provision for current period	–	–
Overseas taxation		
Provision for current period	18	67
(Over-provision)/Under-provision for prior years	(16)	1
	<hr/>	<hr/>
	2	68
<b>Deferred tax</b>		
Current period net charge	15	434
	<hr/>	<hr/>
Total income tax expenses	<b>17</b>	<b>502</b>
	<hr/> <hr/>	<hr/> <hr/>

Hong Kong profits tax is calculated at **16.5%** (2020: 16.5%) on the estimated assessable profit for the period, net of tax losses carried forward, if applicable.

Overseas (outside of Hong Kong) taxation has been calculated on the estimated assessable profit for the period at the rates of taxation prevailing in the countries in which the Group companies operate, net of tax losses carried forward, if applicable.

## 7. INTERIM DIVIDEND

The Board has resolved not to declare an interim dividend for the six months ended 30 June 2021 (2020: Nil).

## 8. PROFIT/(LOSS) PER SHARE

### Basic

Basic profit/(loss) per share is calculated by dividing the profit/(loss) attributable to shareholders of the Company by the weighted average number of ordinary shares in issue during the period less shares held for Share Award Scheme.

	<b>Unaudited for the six months ended 30 June 2021</b>	Unaudited for the six months ended 30 June 2020 (Adjusted)
Profit/(loss) attributable to shareholders of the Company (HK\$ million)	<u>121</u>	<u>(3,661)</u>
Number of ordinary shares in issue at 1 January (million)	1,887	1,887
Adjustment for issue of rights shares (million)	478	171
Adjustment for shares held for Share Award Scheme (million)	<u>(7)</u>	<u>(8)</u>
Weighted average number of ordinary shares in issue less shares held for Share Award Scheme (million)	<u>2,358</u>	<u>2,050</u>
Basic profit/(loss) per share (HK\$ per share)	<u>0.05</u>	<u>(1.79)</u>

### Diluted

Diluted profit/(loss) per share is calculated based on dividing the profit/(loss) attributable to shareholders of the Company by the weighted average number of ordinary shares in issue during the period (less shares held for Share Award Scheme) adjusted by the dilutive effect of share options and awarded shares.

	<b>Unaudited for the six months ended 30 June 2021</b>	Unaudited for the six months ended 30 June 2020 (Adjusted)
Profit/(loss) attributable to shareholders of the Company (HK\$ million)	<u>121</u>	<u>(3,661)</u>
Weighted average number of ordinary shares in issue less shares held for Share Award Scheme (million)	2,358	2,050
Adjustments for share options and awarded shares (million)	<u>–</u>	<u>–</u>
Weighted average number of ordinary shares for diluted earnings per share (million)	<u>2,358</u>	<u>2,050</u>
Diluted profit/(loss) per share (HK\$ per share)	<u>0.05</u>	<u>(1.79)</u>

Diluted profit/(loss) per share for the six months ended 30 June 2021 was the same as the basic profit/(loss) per share since the share options and awarded shares had anti-dilutive effect.

## 9. CURRENT DEBTORS, DEPOSITS AND PREPAYMENTS

Current debtors, deposits and prepayments consist of the following financial and non-financial positions:

	<b>Unaudited</b> <b>As at</b> <b>30 June</b> <b>2021</b> <b>HK\$ million</b>	Audited As at 31 December 2020 HK\$ million
Trade debtors	1,056	930
less: provision for impairment of trade debtors	<u>(209)</u>	<u>(254)</u>
<b>Net trade debtors</b>	<b>847</b>	<b>676</b>
Finance lease receivables	13	11
Deposits	<u>8</u>	<u>9</u>
<b>Financial instruments</b>	<b>868</b>	<b>696</b>
Prepayments	305	609
Right-of-return assets	97	93
Other debtors and receivables	<u>329</u>	<u>229</u>
<b>Non-financial instruments</b>	<b>731</b>	<b>931</b>
<b>Total</b>	<b><u>1,599</u></b>	<b><u>1,627</u></b>

The aging analysis by invoice date of trade debtors net of provision for impairment is as follows:

	<b>Unaudited</b> <b>As at</b> <b>30 June</b> <b>2021</b> <b>HK\$ million</b>	Audited As at 31 December 2020 HK\$ million
0-30 days	653	379
31-60 days	80	126
61-90 days	64	61
Over 90 days	<u>50</u>	<u>110</u>
<b>Total</b>	<b><u>847</u></b>	<b><u>676</u></b>

The Group's sales to retail customers are made in cash, bank transfer or by credit card. The Group also grants credit period, which is usually 30 to 60 days to certain wholesale and franchise customers.



## 9. CURRENT DEBTORS, DEPOSITS AND PREPAYMENTS (CONTINUED)

Movements in provision for impairment of trade debtors are as follows:

	<b>Unaudited for the six months ended 30 June 2021 HK\$ million</b>	Unaudited for the six months ended 30 June 2020 HK\$ million
<b>Balance at beginning of the period</b>	<b>254</b>	174
Utilization	(70)	(9)
Release	(13)	(1)
Addition	46	50
Exchange translation	(8)	(1)
	<u>209</u>	<u>213</u>
<b>Balance at end of the period</b>	<b><u>209</u></b>	<b><u>213</u></b>

## 10. CREDITORS AND ACCRUED CHARGES

	<b>Unaudited As at 30 June 2021 HK\$ million</b>	Audited As at 31 December 2020 HK\$ million
Trade creditors	<u>279</u>	<u>502</u>
<b>Financial instruments</b>	<b>279</b>	502
Accruals	744	885
Return liabilities	283	257
Other creditors and payables	<u>488</u>	<u>430</u>
<b>Non-financial instruments</b>	<b><u>1,515</u></b>	<b><u>1,572</u></b>
<b>Total</b>	<b><u>1,794</u></b>	<b><u>2,074</u></b>

## 10. CREDITORS AND ACCRUED CHARGES (CONTINUED)

The aging analysis by invoice date of trade creditors is as follows:

	<b>Unaudited As at 30 June 2021 HK\$ million</b>	<b>Audited As at 31 December 2020 HK\$ million</b>
0-30 days	155	220
31-60 days	9	109
61-90 days	11	25
Over 90 days	104	148
<b>Total</b>	<b>279</b>	<b>502</b>

The carrying amounts of creditors and accrued charges approximate their fair values.

## 11. SHARE CAPITAL

	<b>Number of shares of HK\$0.10 each million</b>	<b>Unaudited HK\$ million</b>
<b>Authorized:</b>		
<b>At 1 January 2021 and 30 June 2021</b>	<b>3,000</b>	<b>300</b>
	<b>Number of shares of HK\$0.10 each million</b>	<b>Unaudited Nominal value HK\$ million</b>
<b>Issued and fully paid:</b>		
<b>At 1 January 2021</b>	<b>1,887</b>	<b>189</b>
<b>Issue of rights shares (Note a)</b>	<b>944</b>	<b>94</b>
<b>At 30 June 2021</b>	<b>2,831</b>	<b>283</b>
<b>At 1 January 2020 and 30 June 2020</b>	<b>1,887</b>	<b>189</b>

Notes:

(a) Issue of rights shares

During the period, 943,605,781 new shares of HK\$0.10 each were issued and allotted under the rights issue at the subscription price of HK\$0.75 each on the basis of one rights share for every two existing shares held by the shareholders on 25 March 2021.

(b) Share options

The Company adopted a share option scheme on 10 December 2009 (the “2009 Share Option Scheme”). The 2009 Share Option Scheme was terminated on 5 December 2018, notwithstanding that the share options which have been granted and remained outstanding shall continue to be valid and exercisable subject to and in accordance with the terms on which the share options were granted, the provisions of the 2009 Share Option Scheme and the Listing Rules.

The Company adopted a new share option scheme on 5 December 2018 (the “2018 Share Option Scheme”).

## 11. SHARE CAPITAL (CONTINUED)

### (c) Awarded shares

The Board had adopted an Employees' Share Award Scheme (the "Share Award Scheme") on 17 March 2016 and resolved to terminate the Share Award Scheme on 23 April 2021. The purpose of the Share Award Scheme was to incentivize and retain selected senior management of the Group.

Pursuant to the rules relating to the Share Award Scheme (the "Scheme Rules"), the Board would select any employees of the Group, including Executive Directors of the Company (the "Selected Employees") for participation in the Share Award Scheme and determine the awarded sums or the number of awarded shares. The Company appointed an independent trustee for the administration of the Share Award Scheme until the termination of the Share Award Scheme. The trustee purchased the relevant number of shares from the market out of the Company's funds paid to the trustee. The trustee held such shares on trust for the relevant Selected Employees until they were vested and delivered in accordance with the Scheme Rules and the conditions of the award of such awarded shares (if any).

Details of the awarded shares movement during the period and outstanding awarded shares as at 30 June 2021 under the Share Award Scheme are as follows:

	Number of awarded shares	
	Unaudited for the six months ended 30 June 2021	Unaudited for the six months ended 30 June 2020
Balance at beginning of the period	2,000,000	2,095,270
Lapsed during the period	(2,000,000)	—
<b>Balance at end of the period</b>	<b>—</b>	<b>2,095,270</b>

During the six months ended 30 June 2021, the trustee did not purchase any shares (2020: Nil shares) of the Company on the Stock Exchange. No payment was made to the trustee to purchase any shares (2020: HK\$ Nil million).

During the six months ended 30 June 2021, a total of 7,818,589 shares of the Company were sold by the trustee due to the termination of the Share Award Scheme. The net proceeds from disposal of shares held for Share Award Scheme was HK\$6 million. An equity movement of HK\$33 million was made from shares held for Share Award Scheme to accumulated loss in respect of the shares whose selling prices were lower than the costs.

## 12. RELATED PARTIES

During the six months ended 30 June 2021, Esprit Regional Distribution Limited, a wholly owned subsidiary of the Company, as the tenant, entered into the tenancy agreements (the "Tenancy Agreements") with Filen Limited and CUCNP Holdings Limited ("CUCNP Holdings") respectively, both as the landlords. As at 30 June 2021, each of Filen Limited and CUCNP Holdings is an indirect subsidiary of Terra Firma Holdings Limited, a company held by the trustee of a discretionary trust of which the immediate family member of Ms. LO Ki Yan Karen ("Ms. LO") is a beneficiary. Ms. LO is a substantial shareholder of the Company, hence a connected person of the Company. Therefore, each of Filen Limited and CUCNP Holdings is an associate of the substantial shareholder of the Company and is a connected person of the Company. The terms and conditions of the Tenancy Agreements were disclosed in the announcement of the Company dated 25 January 2021. The Tenancy Agreements have been entered into on normal commercial terms and in the ordinary and usual course of business of the Group.

## 13. SUBSEQUENT EVENTS

In the special general meeting on 6 July 2021, shareholders resolved to adopt the new share award scheme and to refresh the mandate limit of the 2018 Share Option Scheme adopted on 5 December 2018. An increase in authorized share capital from HK\$300,000,000 divided into 3,000,000,000 ordinary shares to HK\$3,000,000,000 divided into 30,000,000,000 ordinary shares (ranking pari passu with the existing shares in all respects upon issue) has also been resolved in this meeting. The memorandum of increase of share capital was delivered to the Registrar of Companies on 16 July 2021 according to the Companies Act 1981 of Bermuda.

## **EXTRACT OF REPORT ON REVIEW OF INTERIM FINANCIAL INFORMATION**

The following is the extract of the report on review of interim financial information from the external auditor of the Company:-

### **Material uncertainty relating to Going Concern**

We draw your attention to note 1.2 to these condensed consolidated interim financial information, which states that the Group recorded a net profit attributable to shareholders of HK\$121 million, and a net cash outflow of HK\$278 million prior to the rights issue proceeds of HK\$689 million for the six months ended 30 June 2021. For the previous two six months periods for the six months ended 31 December 2020 and 30 June 2020, the Group recorded a net loss attributable to shareholders of HK\$414 million and HK\$3,661 million respectively and net cash outflow of HK\$131 million and HK\$422 million respectively due to the adverse impact caused by the COVID-19 pandemic (the “Pandemic”). While the Group’s results have experienced signs of recovery from the Pandemic, further worsening of the Pandemic in the markets in which the Group operates resulting in lockdowns and deteriorating consumer spending behaviour will negatively impact the Group’s business. Consequently the Group’s ability to continue as a going concern is dependent on the Group’s adjustment of strategies to mitigate the further impact of the Pandemic, the continued successful outcomes of the Group’s monitoring of its cost base and cost optimization measures and the Group’s strategic plan. These events or conditions, along with other matters as set forth in note 1.2 to these condensed consolidated interim financial information, indicate the existence of a material uncertainty which may cast significant doubt over the Group’s ability to continue as a going concern.

Our conclusion is not modified in respect of this matter.

## MANAGEMENT DISCUSSION AND ANALYSIS

The COVID-19 pandemic (the “Pandemic”) continued to generate unparalleled disruption and constraints within the Company’s markets throughout the six months ended 30 June 2021 (the “Period”). For the majority of the Period, many Esprit stores were shuttered due to government enforced restrictions. Stores that were able to open were operating while observing stringent social distancing controls and limitations on the amount of customers allowed in-store. These restrictions critically constrained consumer experience, which when combined with vastly reduced foot traffic density across the global markets, meant for deeply disrupted trading conditions.

The efforts and effect of the global vaccination programs has been felt in recent months, creating more favorable operating conditions consequentially seeing the performance of Esprit retail locations slowly improving. All of the Company’s European stores were able to open in early June 2021, though many still operate under restrictive measures.

Throughout the Period, the Group was tested rigorously – this being the first season of operations since the emergence from the German Protective Shield Proceedings (the “PSP”). It has been an unprecedented and unique blend of disruptions to the Company’s business operations, channels, markets and revenue streams.

The first half of 2021 was navigated well by the leadership team, now headquartered in Hong Kong, who needed to settle the Company, take the reins of a reshaped and restructured organization and to steer the business through disrupted markets. The team at Esprit managed admirably with daily processes and began to shape and build initiatives for future growth.

Despite the challenging conditions cited above, the Company is pleased to inform shareholders and stakeholders that it is beginning to show early signs of success, and to share positive initiatives such as:

- 1) stringent cost control and cost cutting through corporate re-structuring and related measures;
- 2) closing unprofitable stores and outlets;
- 3) termination of product lines with low gross profit margin;
- 4) re-establishing and improving the Esprit brand image and regaining loyalties from both long time as well as new customers;
- 5) revamping the Company’s e-sales platform to be more attractive and user-friendly; and
- 6) demonstrating the Company’s commitment to be a socially responsible corporate citizen in areas such as the environment and sustainability.

The above measures resulted in the Company being marginally profitable during the Period. The financial results, discussed in greater detail below, demonstrate that with bold action, agility and hard work, the Company was able to stem the long period of consistent losses and can now begin to look forward to a brighter and more successful future.

The Company is sitting on a firm financial footing with a healthier balance sheet, a strong leadership team, a strategic plan for growth and a committed and dedicated global team. These elements, when brought together and managed with focus and ambition, form a solid platform on which to build forward.

## **BUSINESS OVERVIEW**

During the Period, the Group recorded an unaudited profit attributable to the shareholders of the Company of HK\$121 million, as compared to the unaudited loss attributable to the shareholders of the Company of HK\$3,661 million for the six months ended 30 June 2020 (the “Corresponding Period”).

The anticipated turnaround from loss to profit for the first time since the annual results for the year ended 30 June 2017 is mainly attributable to:

- 1) the significant reduction of negative impact on exceptional items which included write-downs of inventories, impairment loss on right-of-use assets, trademarks, goodwill and property, plant and equipment during the Period. The sum of the above exceptional items for the Corresponding Period was HK\$1,877 million;
- 2) the positive results from the implementation of cost control measures by the Group;
- 3) the improvement in sales resulted from the e-commerce channel, with a higher gross profit margin, for the Period as compared with the Corresponding Period; and
- 4) the increase in other income, which mainly included exchange gain of HK\$87 million for the Period.

The aforementioned will be discussed in more detail in other parts of this section.

## **REVENUE ANALYSIS**

The Group is principally engaged in the retail and wholesale distribution and licensing of quality fashion and non-apparel products designed under its own internationally renowned Esprit brand name, with the Group’s commitment to make consumers “feel good to look good”. The Group primarily operates in Europe, the Americas, and Asia Pacific through 4 main channels: Global Digital Commerce, Wholesale, and Owned Retail Stores and Licensing. Each channel accounted for the Group’s revenue in the ratio of 51:33:15:1 respectively during the Period.

During the Period, the Group’s revenue was HK\$3,872 million being marginally down 5.8%, from the Corresponding Period. The reduction primarily resulted from lower revenue in Europe, (approximately 14.4%) due to stringent operating restrictions described above, as well as the Company’s temporary exit from Asia Pacific and low performance store closures. The reductions were tempered by stronger performance from the Company’s digital operations, which recorded an increase of 17.3%. During the Period, the Esprit website and third party e-commerce partners continued to trade during lockdown where a large portion of the Company’s sales were generated online. This business model allowed the Company to mitigate some negative impacts of the Pandemic in the retail segment.

## GROSS PROFIT MARGIN

During the Period, gross profit margin was 46.9%, significantly higher than the corresponding figures of 36.0% in 2020. The margin for the Corresponding Period was a particularly depressed figure due to overstocks from the start of the Pandemic. The Group is committed to continuing to enhance future margins of the Group's products through sourcing efficiencies and a focus on improvements to the full price/off price mix through better planning, stronger marketing and by being more customer-centric ensuring a richer, more relevant product proposition.

## OPERATION EXPENSES

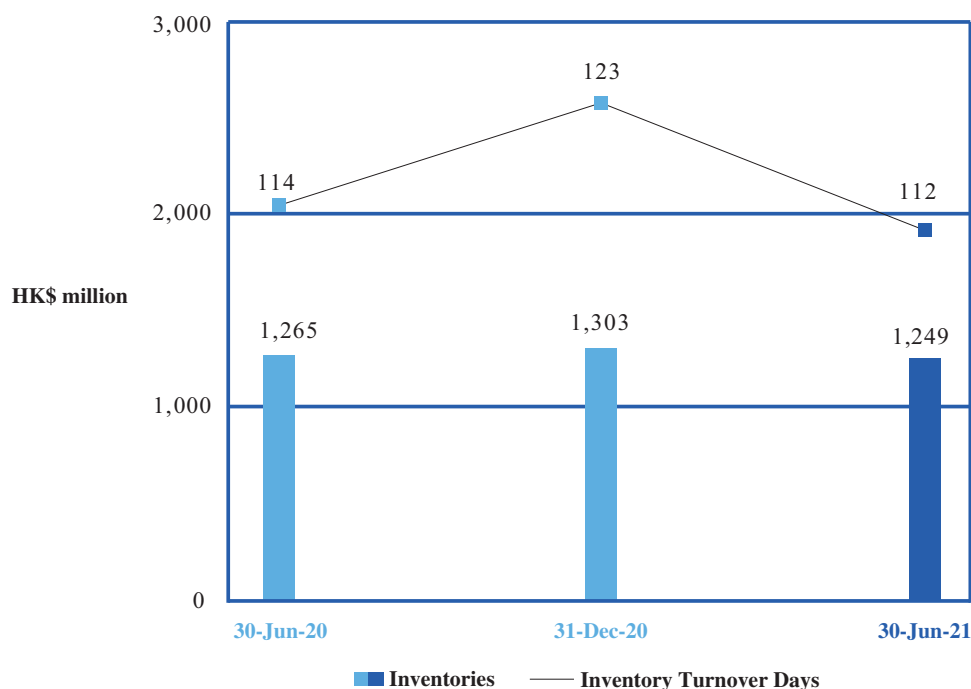
Regular operating expenses for the Period were HK\$1,906 million which is approximately 24% lower than the Corresponding Period. Total operational expenses (which is the sum of regular operating expenses and non-regular operational expenses\* minus non-regular operational income) was HK\$1,651 million. The management continues its effort on cost control in line with corporate strategic planning, taking into account industry benchmarking of costs of goods sold as well as ambitions to deliver global growth.

\* non-regular operational income and expenses include impairment charges, (write-back)/write-down of inventories to net realizable value, provision for impairment of trade debtors, net exchange (gains)/losses, and (write-back of)/additional provision for restructuring

## WORKING CAPITAL MANAGEMENT

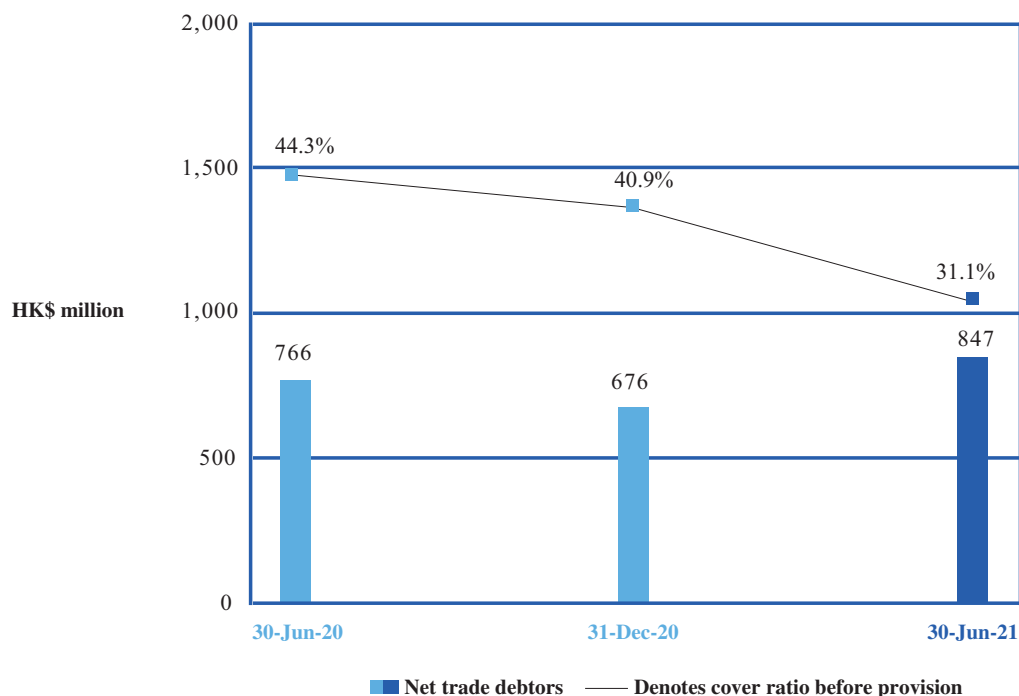
### Inventories

The inventory balance as at 30 June 2021 amounted to approximately HK\$1,249 million (31 December 2020: HK\$1,303 million). On a year-on-year basis (as compared to the corresponding figure as at 30 June 2020) the inventories are reduced by 1.2%. Days inventory outstanding reached 112 days as at 30 June 2021, which is a notable improvement compared to the days inventory of 123 days as at 31 December 2020.



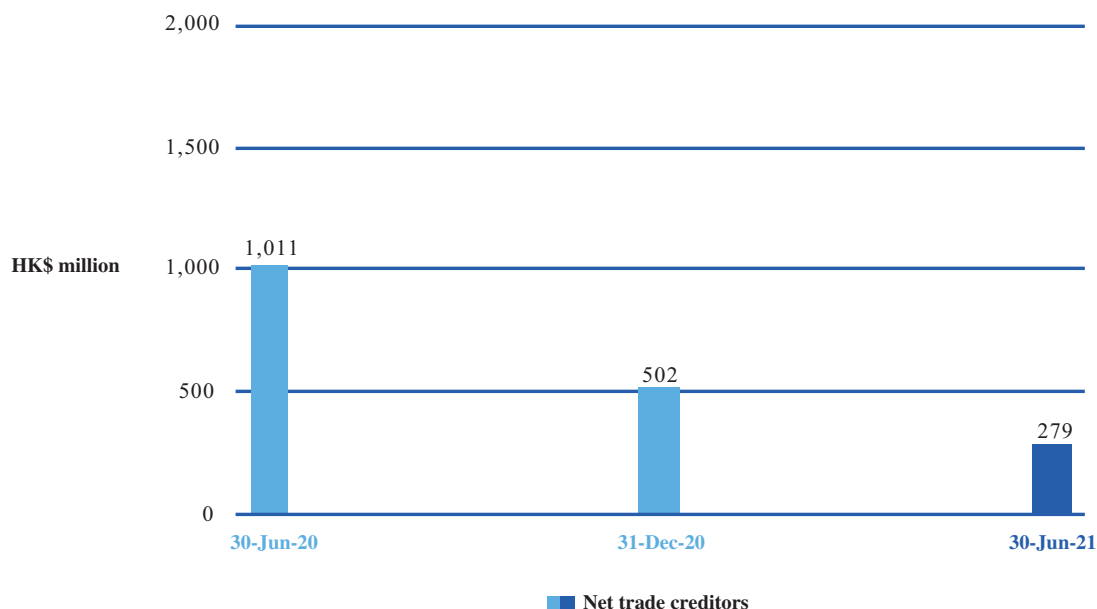
## Net Trade Debtors

Net trade debtors amounted to HK\$847 million (31 December 2020: HK\$676 million) which is an increase by 25.3%. This development is due to the improvement of the business in comparison to the comparative period from July to December 2020. Provisions for impairment of trade debtors amounted to HK\$33 million. The cover ratio before provision of insured and guaranteed debtors' position is 31.1% (31 December 2020: 40.9%).



## Net Trade Creditors

Net trade creditors amounted to HK\$279 million (31 December 2020: HK\$502 million), which is a decrease of 44.4%. This development is due partly to seasonal factors of the Company's business, the improvement of the overall financial situation and a significant decrease in operational costs.





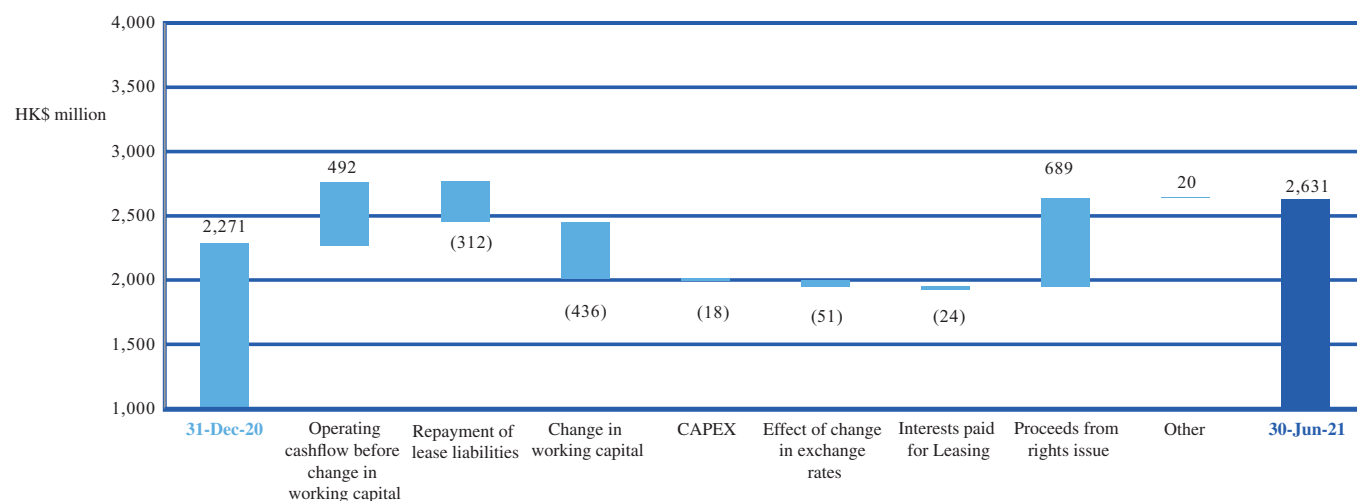
## LIQUIDITY AND FINANCIAL RESOURCES ANALYSIS

### Net Cash

As at 30 June 2021, the Group remained essentially debt free with total outstanding of approximately HK\$8 million loan, while cash, bank balances and cash equivalents were totaling HK\$2,631 million (31 December 2020: HK\$2,271 million), representing a net cash increase of approximately HK\$360 million.

The cash position was mainly affected by following items:

- 1) Good operating performance of the business resulted in a gross-cash inflow of HK\$492 million before working capital changes.
- 2) Repayment of leasing liabilities of HK\$312 million and interest charges for leasing payables of HK\$24 million resulted in cash outflow of HK\$336 million.
- 3) Decrease in cash position by HK\$505 million resulted from changes in working capital of HK\$436 million, exchange rate effects of approximately HK\$51 million, and capital expenditures of HK\$18 million.
- 4) Proceeds from the rights issue have increased the cash balance by HK\$689 million to HK\$2,631 million.



### Foreign Exchange Risk

The Group operates internationally and is exposed to Foreign Exchange risks primarily in relation to the Euro and US Dollar valuations.

To minimize the Group's foreign exchange exposure on costs for merchandise produced for export in Asia, the supplier base have been instructed to quote and benchmark in US Dollar. In addition, prior to the PSP, the Group Treasury manages the forex risk arising from future commercial transactions by entering into forward foreign exchange contracts with reputable financial institutions, hedging and mitigating any forex risk. While such practices were stopped as a result of the PSP, the Company is looking towards a restoration of these practices and is in close contact with its banking partners.

## **Treasury Policy**

Group Treasury's core task is to ensure the Group's solvency by managing its liquidity and banking relationship. Excess liquidity is managed by utilizing short-term banking arrangements. As the company is still recovering from the PSP where all funding lines have been cancelled by the banks, there are currently no funding lines available. Various options are being carefully evaluated in order to cover future needs, although facilities for issuance of guarantees have been successfully re-established.

## **Human Resources**

As at 30 June 2021, the Group employed approximately 2,200 full time equivalent staff ("**FTE**") (30 June 2020: over 3,400 FTE). Competitive remuneration packages that consider business performance, market practices and competitive market conditions are offered to employees in compensation for their contribution. All employees of the Group around the world are connected through the Group's global intranet.

## **INTERIM DIVIDEND**

As the Group recorded losses for extensive periods in the Group's recent past and only a marginal profit for the six months ended 30 June 2021, the Board has resolved not to declare an interim dividend for the Period. The Board will constantly monitor and review the situation in the coming future.

## **RIGHTS ISSUE**

On 27 January 2021, the Company announced a proposed rights issue on the basis of one rights share for every two shares in issue at a subscription price of HK\$0.75 per rights share to raise not less than HK\$707.7 million before expenses by way of issuing not less than 943,605,781 rights shares ("**Rights Issue**"). Details of the Rights Issue is mentioned in the announcements of the Company dated 27 January 2021 and 2 March 2021 and the prospectus of the Company dated 26 March 2021 (the "**Prospectus**").

The Rights Issue was over-subscribed and completed on 20 April 2021. The issued share capital of the Company was increased from 1,887,211,562 shares to 2,830,817,343 shares. The net proceeds of the Rights Issue, after deducting the related expenses, was HK\$689 million.

The details of the intended use of net proceeds as stated in the Prospectus, the actual use of net proceeds up to 30 June 2021 and the remaining balance of unutilized net proceeds are as follows:

	<b>Intended use of net proceeds as stated in the Prospectus HK\$ million</b>	<b>Actual use of net proceeds up to 30 June 2021 HK\$ million</b>	<b>Remaining balance of unutilized net proceeds HK\$ million</b>
(i) Information technology and transformation expenses:			
(a) Systems upgrade and data migration	70	4	66
(b) Development of new internal information technology resources	45	1	44
(c) Development of new overarching e-commerce sales channel	185	20	165
(ii) Administrative and other expenses:			
(a) Rental expenses	110	110	–
(b) Marketing and logistics expenses	90	90	–
(c) Utilities and maintenance expenses	19	19	–
(d) Salaries and remuneration	150	150	–
(e) Legal and professional expenses	20	20	–
<b>Total</b>	<b>689</b>	<b>414</b>	<b>275</b>

The remaining balance of unutilized net proceeds will be applied in accordance with the intended uses and is expected to be utilized as disclosed in the Prospectus.

## OUTLOOK

The Company is moving in the right direction. One of growth, one of strategic focus, and one of a common global cultured focus on the reemergence of the amazing Esprit brand.

Clearly the world, and in particular, consumer brands, have been and will continue to be affected by the Pandemic. However, this will not hold the Company back from the journey that began at the beginning of 2021 to reinvigorate the Esprit brand and reenergize the business. The brand and business are growing, and the Company remains cautiously optimistic about the months ahead. While external factors may affect business which are largely out of the Company's control, staying focused, integrated, connected and agile allows the Group to react and flex according to the conditions the Company will need to face. Keeping a balance between what the business needs today, and what the Esprit brand needs for future growth and development is of paramount importance.

Esprit is a unique and special brand. The Company continues to dig deeply into its roots and build towards a bright and successful future. Over the next six months many developments will take place. Several notable ones are;

- the rollout of a redefined brand identity including Esprit's purpose, values and behaviors
- the execution of a new Customer Relationship Management system
- the launch of a website and digital commerce platform in America
- preparing for the launch of Asia based commercial websites
- testing new in-store concepts and technologies
- Esprit's first fast-to-market product capsules
- numerous enhancements in Esprit's digital look and feel, as well as trading ability for the European website

All these, while the team at Esprit are focused on improving processes, are holding operating costs to a minimum and targeting global growth opportunities. The new leadership team is building a consumer centric culture with an entrepreneurial spirit. This combined with the improvements to Esprit products, marketing, digital content and more, aims to put Esprit back on track to grow and regain pinnacle market position.

The Group is confident that the Company is laying a foundation for profitable global growth. During the remainder of 2021, much of the needed foundational work will be completed and much of the Company's attention will be centered on acquiring and retaining customers and gaining market share.

## **CORPORATE GOVERNANCE**

The Company has applied the principles of, and complied with the Corporate Governance Code and Corporate Governance Report (the “Code”) as set out in Appendix 14 of the Listing Rules for the six months ended 30 June 2021, except for code provision A.4.1 of the Code, non-executive directors should be appointed for a specific term, subject to re-election. However, Independent Non-executive Directors of the Company do not have specific term of appointment. Under bye-law 87 of the Company’s Bye-laws, all Directors, including Independent Non-executive Directors, are subject to retirement by rotation and re-election in the annual general meeting of the Company and each Director is effectively appointed under an average term of not more than three years.

## **AUDIT COMMITTEE**

The Company has established the Audit Committee with written terms of reference in compliance with the Code. The primary duties of the Audit Committee are to assist the Board in providing an independent view of the effectiveness of the financial reporting process and internal control system, to oversee the audit process and the Company’s relations with the auditors, and to perform other duties as assigned by the Board. As at the date of this announcement, the Audit Committee comprises three Independent Non-executive Directors, namely Mr. LO Kin Ching Joseph (Chairman of the Audit Committee), Mr. CHUNG Kwok Pan and Mr. GILES William Nicholas.

During the six months ended 30 June 2021, the Audit Committee has reviewed the accounting principles and practices adopted by the Group and discussed auditing, internal controls and financial reporting matters with the management.

The condensed consolidated interim financial information of the Company for the six months ended 30 June 2021 had not been audited, but had been reviewed by the Audit Committee and the Company’s auditor, PricewaterhouseCoopers.

## **MODEL CODE FOR SECURITIES TRANSACTIONS BY DIRECTORS**

The Company has adopted a code of conduct regarding Directors’ securities transactions on terms no less exacting than the required standard set out in the Model Code for Securities Transactions by Directors of Listed Issuers (the “Model Code”) as contained in Appendix 10 of the Listing Rules.

The Company has made specific enquiry with all Directors and all of them confirmed that they have complied with the required standard set out in the Model Code for the six months ended 30 June 2021.

## PURCHASE, SALE OR REDEMPTION OF THE COMPANY'S SHARES

Neither the Company nor any of its subsidiaries have purchased, sold or redeemed any of the Company's shares during the six months ended 30 June 2021.

By order of the Board  
**Esprit Holdings Limited**  
**CHIU Christin Su Yi**  
*Acting Executive Chairman*

Hong Kong, 24 August 2021

Dates stated in this announcement refer to Hong Kong time unless otherwise specified.

*As at the date of this announcement, the Board comprises the following directors:*

*Executive Directors:*

Ms. CHIU Christin Su Yi  
Mr. DALEY Mark David  
Dr. WAN Yung Ting

*Independent Non-executive Directors:*

Mr. CHUNG Kwok Pan  
Mr. GILES William Nicholas  
Ms. LIU Hang-so  
Mr. LO Kin Ching Joseph

*Forward-Looking Statements*

*This announcement contains certain forward-looking statements. Such forward-looking statements are subject to various risks and uncertainties, including without limitation, statements relating to our plans to transform the Company's business, make significant investment in our businesses and achieve sustainable profitability in the future, and other risks and factors identified by us from time to time. Although the Group believes that the anticipations, beliefs, estimates, expectations and/or plan stated in this announcement are, to the best of its knowledge, true, actual events and/or results could differ materially. The Group cannot assure you that those current anticipations, beliefs, estimates, expectations and/or plan will prove to be correct and you are cautioned not to place undue reliance on such statements. The Group undertakes no obligation to publicly update or revise any forward-looking statements contained in this announcement, whether as a result of new information, future events or otherwise, except as required by the Rules Governing the Listing of Securities on The Stock Exchange of Hong Kong Limited or any other applicable laws and regulations. All forward-looking statements contained in this announcement are expressly qualified by these cautionary statements.*